



















Pos. No:	Number:	Art.no.:	Description	Ironmongery
1	1 + 1  L= Left from outside with catch	0401750 0401751 0401752 0401753 0401754 0401755 0401756 0401757 0401758 0401759 0401760 0401761 0401762 0401763	Top swing hinge T1 R grey Top swing hinge T1 L grey Top swing hinge T2 R grey Top swing hinge T2 L grey Top swing hinge T3 R grey Top swing hinge T3 L grey Top swing hinge T4 R grey Top swing hinge T4 L grey Top swing hinge T5 R grey Top swing hinge T5 L grey Top swing hinge T6 R grey Top swing hinge T6 L grey Top swing hinge T7 R grey Top swing hinge T7 L grey	
1	1+1  L= Left from outside with catch	0401885 0401886 0401887 0401888 0401890 0401891 0401892 0401893 0401894 0401895 0401896 0401897 0401898 0401899	Top swing hinge T1 R white Top swing hinge T1 L white Top swing hinge T2 R white Top swing hinge T2 L white Top swing hinge T3 R white Top swing hinge T3 L white Top swing hinge T4 R white Top swing hinge T4 L white Top swing hinge T5 R white Top swing hinge T5 L white Top swing hinge T6 R white Top swing hinge T6 L white Top swing hinge T7 R white Top swing hinge T7 L white	
2	2	0401967	Swing bracket	















4	1+1	0401906	Toppslide Right – TopTech White	
		0401907	Toppslide Left – TopTech White	
		0401747	Toppslide Right – TopTech Grey	
		0401748	Toppslide Left – TopTech Grey	
5	2	0401544	STRIKE PLATE IN SIDE FRAME KP07	
6	2	0401540	GUIDE PART RIGHT ØH/NV KP03	
		0401545	Strikeplate in bottom frame width ≥ 1688 Use screw from point 13, drawing R460137	
	2	0403052	Guide part for TopTech hinge (T5-T7) Use screw from point 19,20, Drawing R461434	











7	2	034206022	Alum.profile RAS5420 6m NCS S0502Y	
8	1	0400096	LOCKCASE 5600 4-K 7MM	
9	1+1	0400097	ESPAGNOLETTE ROD 4X10MM M5 GZG	
		0400098	ESPAGNOLETTE ROD 4X10MM M6 GZG	
		0400099	ESPAGNOLETTE ROD 4X10MM M7 GZG	
		0400100	ESPAGNOLETTE ROD 4X10MM M8 GZG	
		0400101	ESPAGNOLETTE ROD 4X10MM M9 GZG	
		0400102	ESPAGNOLETTE ROD 4X10MM M10 GZG	
		0400103	ESPAGNOLETTE ROD 4X10MM M11 GZG	
		0400104	ESPAGNOLETTE ROD 4X10MM M12 GZG	
		0400105	ESPAGNOLETTE ROD 4X10MM M13 GZG	
		0400106	ESPAGNOLETTE ROD 4X10MM M14 GZG	
		0400107	ESPAGNOLETTE ROD 4X10MM M15 GZG	
		0400108	ESPAGNOLETTE ROD 4X10MM M16 GZG	
		0400109	ESPAGNOLETTE ROD 4X10MM M17 GZG	
		0400110	ESPAGNOLETTE ROD 4X10MM M18 GZG	
0400111	ESPAGNOLETTE ROD 4X10MM M19 GZG			
0400112	ESPAGNOLETTE ROD 4X10MM M20 GZG			
0400113	ESPAGNOLETTE ROD 4X10MM X 5M GZG			
		0401630	Bolt 23,8mm Extra locking point	
10	1 stk	0401532	Hand Tokyo0710LVK/U71Z7/43	



POS. NR.:	ANT.:	ART. NR.:	Description		
11	2	070335 070337	Screw Ø4,0x60/30 Fibercut T15 st.3,8 TX20		
12	8	070345	Countersunk, wood, self boring Ø4,5x32 Fibercut T17 TX20 Dacro		
13	4	070432	Screw 4,0x30 TX 20 A2		
14	6-8	070395	Screw 4,5x25 A4		
15	4	070348	Countersunk, wood, self boring 4,5x60/36 TX20 ProfC4E		
18	1 each side on: T5,6&7 +2 for strikeplate	070397	SE Screw 4,5x35 TX20 A2		








## The same gaskets are also used in Wolsztyn

Gaskets	Art No:	Profile	Gaskets	Art No:	Profile
Gasket 1002 black	050002		Q-Lon 3078		050046 Black 
Gasket 1005 black	050007		Brush gasket DX1466 Black 4mm	050074	
Gasket 1001 black	050055		Gasket QL 7000 white	050064	
Gasket epdm 6021	050036		Gasket QL 7000 black	050066	



Pos	Quantity	Art.no.	Description	Ironmongery	
		0400660	Vent 8000 anodized EC 518	<p>Vents to order – non standard</p> 	
		0400661	Vent 6000 anodized EC 518		
		0400662	Vent 4000 anodized EC 518		
		0400666	Vent 8000 Powdercoated White		
		0400667	Vent 6000 Powdercoated White		
		0400668	Vent 4000 Powdercoated White		
	1	0401517	Vent 4000 SAA Gray Ends		
		0401518	Vent 6000 SAA Gray Ends		
		0401519	Vent 8000 SAA Gray Ends		
		0403390	Vent 8000 Powdercoated Black		
		0403389	Vent 6000 Powdercoated Black		
		0403388	Vent 4000 Powdercoated Black		
16	1	0400677	Vent insect mesh 315mm		
		0400678	Vent insect mesh 470mm		



When mullion between sashes: 2 - 4 no. Depending on sliding hinge	070388	Machine screw M5x14 TX25 ELF LIM		
	070406	Machine screw M5x16 TX25 ELF LIM		
	070407	Machine screw M5x18 TX25 ELF LIM		
	070204	Mutter M5 Nut M5		
1 no in striker (mullion)	070385	SENK MASKS M4x30 TX20 A4 Drawing R460138		
	070368	Barrel nut M4x15 A2 Drawing R460138		

From frame width 1688 is 1no used on top sash	0402225	Topbracket for top turn		
1no used on top bracket passiv	070324	SE Screw 3,5x40/24 TX15 PC4E Drawing R460295		
<b>Additional Not standard/To order</b>	<b>Art. No:</b>	<b>Description</b>		
	0403728	Frame Part E101 Silver		
	0403719	Frame Part E101 White		
	0403383	Frame Part E101 Matt Chrome		
	0400394	Restrictor NP792 White Drawing R461420		
	0400398	Restrictor NP792 Black Drawing R461420		



## Screws and sizes

Pos. No.:	No.	Art. no.:	Description		
19		070327	Screw 4,0x20 TX 20		
20		070317	Screw 4,0x20 TX 15		
21		070335 070337	LINSE,Wood, Self boring $\varnothing$ 4.0x70/36 Fibercut T17 TX20 Dacro / White		
22		070332 070334	LINSE,Wood,Self boring $\varnothing$ 4,0x50 fibercut T17 st. 3,8 TX 20 Dacro		
23		0402028			





Rev. Nr./No	Anmerkning/ Note (Norwegian/ English)	Dato/ Date (dd.mm.yyyy)	Av/ By (initials)
1	Art 33356022 RAS5335 byttet ut med RAS420 art 034206022	2013	RL
2	Top tech Wolsztyn Ny hengsler, hjørne beslag, ramme sving, skruer.	2013	RL
3	10-2013 Top tech Arn Ny hengsler, hjørne beslag, ramme sving, skruer. Ref 18 added for screw 070397	2013	RL
4	Børstelist DX1372 Sort 4MM art 050065 byttet med 050074 DX1466	2013	RL
5	Q-Lon 3078 hvit (white) fjernet / removed	2013	RL
6	0401749 svingfest + skruer 070329 erstattet med 0401967+070432	2013	RL
7	Tekstbokser på side 1 endret. Diverse skruestørrelser endret til riktig størrelse Kronologisk endring av pos.nr.	2013	IO
8	0400677/0400678 erstattes med 0402029/0402030	2013	AG
9	Endret bilde på artikkel/ changed picture on article 050064 og 050066	17.03.2015	IO
10	Lagt til artikkel 0401174/070324/added artivle 0401174/070324	26.03.2015	AG
11	Lagt in artikkel 070204,070407,070385	15.04.2015	AG
12	Endret/ changed 0401174 til/ to 0402225	23.09.2016	IO
13	070345 changed til/ to become 070397 for fitting 0401544	24.11.2016	IO
14	Endret/rettet artikkelnavn/bilde på artikkel 0401906,0401907,0401747,0401748	04.01.2017	RB/air
15	BG lagt til/ Added	15.08.2017	I.O.
16	Endring av skruentall/ change for amount of screw 070345	12.12.2017	I.O.
17	0402546 tilkommet/ added	20.02.2018	I.O.
18	Endret ansvarlig fra Ingmar Omdal til Rune Rasmussen.	08/08/2018	RR/irk
19	La til styrebeslag 0403052	21.12.2018	RR
20	Added description of using screws, added screw from point 19,20,21,22	24.08.2020	PW
21	Lagt til BL ventiler, 0403728, 0403719, 0403383. Erstattet JR vrider med 0401532.	10.03.2021	IRK