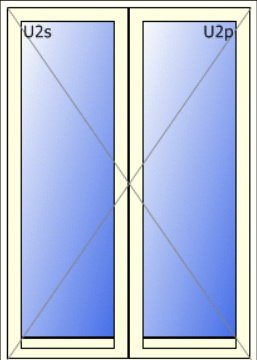
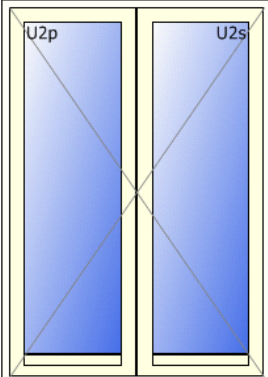
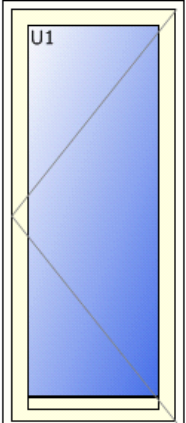
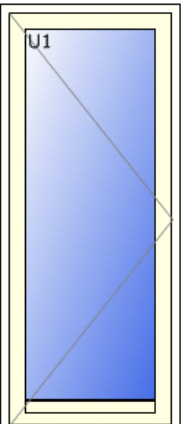
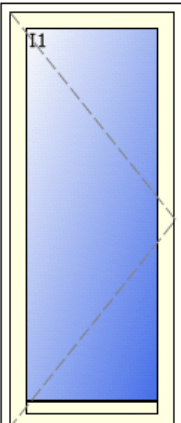
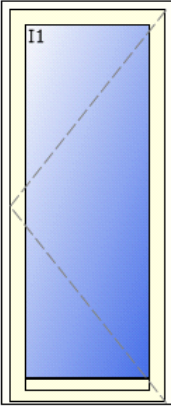
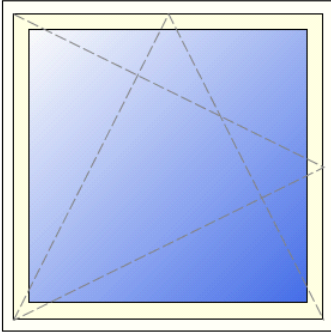
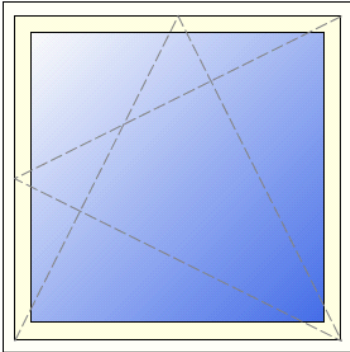
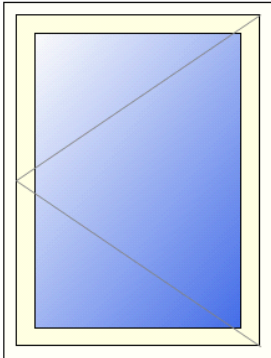
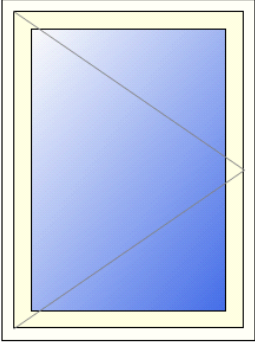
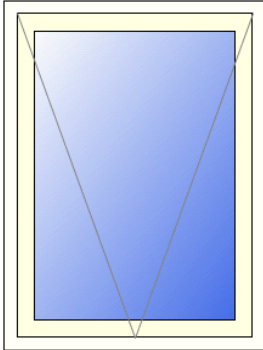
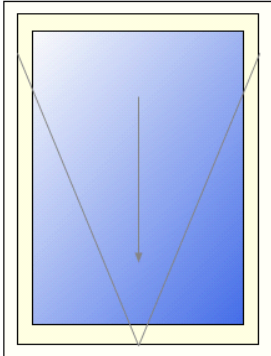
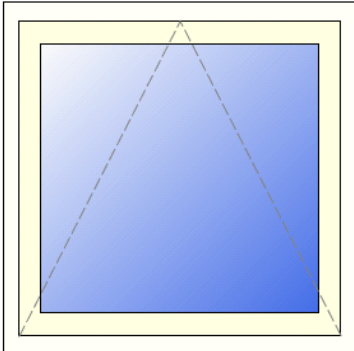


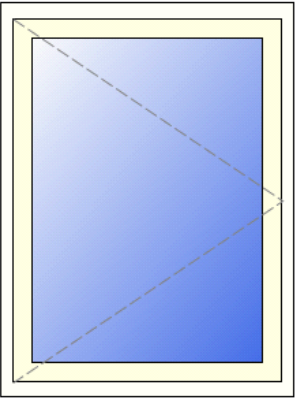
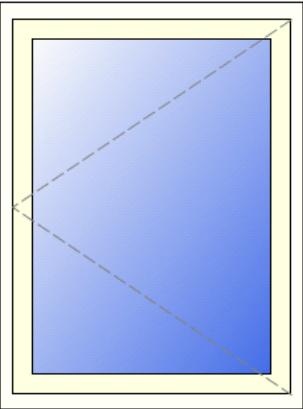
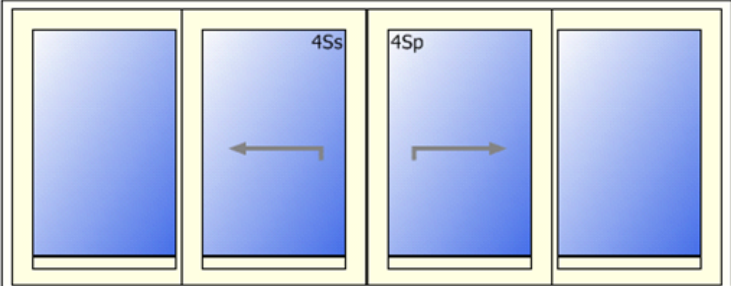
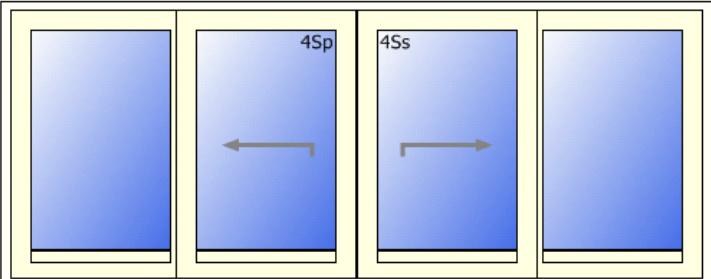
PRODUKT ARK Nr.:	PA-09001	PRODUCT SHEET Nr.:	PA-09001
Regler for slagretning for NorDan produkter		Handing configurations - NorDan procedures	
Ansvarlig / Responsible:	Rev nr / Rev:	Dato / Date:	
R Leishman	1	21/06/10	

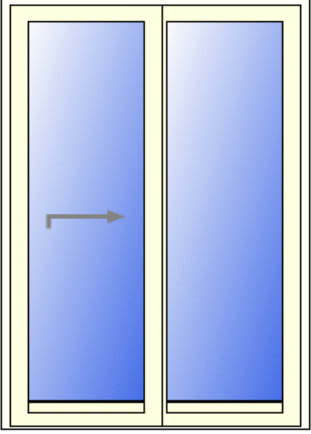
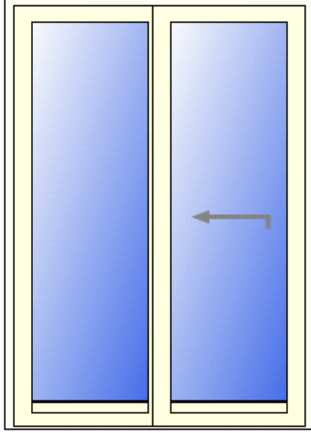
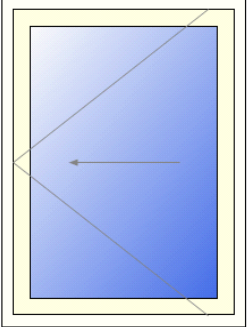
Forklaringer		Explanation
<ul style="list-style-type: none"> Grafikken er sett utenfra – (fasadesiden) Stiplet linje viser at produktet er INNADSLÅENDE Heltrukket linje viser at produktet er UTADSLÅENDE Pilen peker vekk fra hengsleside(der dette er markert) 		<ul style="list-style-type: none"> All graphics on print-outs are viewed externally (outside building) Dotted lines in graphic denote INWARD opening product Solid lines in graphic denote OUTWARD opening product Arrow "points" point away from hinge side (where shown) Handings describe the hinge side of the product Outward opening products are DESCRIBED from OUTSIDE Inward opening products are DESCRIBED from INSIDE
<p>2-fløyet dør/vindu Utadadslående Høyrehengslet "P" vises primær åpning "S" vises sekundær</p>	<p>Double door/window Outward opening Right hand door opening first "P" shows primary opening "S" shows secondary opening</p>	
<p>2-fløyet dør/vindu Utadslående Venstrehengslet "P" vises primær åpning "S" vises sekundær</p>	<p>Double door/window Outward opening Left hand door opening first "P" shows primary opening "S" shows secondary opening</p>	

<p>Balkongdør Utadslående Høyrehengslet</p>	<p>Balcony door Outward opening Right hand hung door</p>	
<p>Balkongdør Utadslående Venstrehengslet</p>	<p>Balcony door Outward opening Left hand hung door.</p>	
<p>Balkongdør Innadslående Høyrehengslet</p>	<p>Balcony door Inward opening Right hand hung</p>	

<p>Balkongdør Innadslående Venstrehengslet</p>	<p>Balcony door Inward opening Left hand hung door.</p>	 <p>The diagram shows a vertical rectangular door with a blue gradient. A dashed line indicates the door's path as it swings inward from the right side. A small box with the number '11' is located in the top-left corner of the door's frame.</p>
<p>Toveisving vinduet Bunn- og sidehengslet Innadslående. Høyrehengslet</p>	<p>Tilt and turn 1h or 3h Inward opening Right hand hung</p>	 <p>The diagram shows a square window with a blue gradient. Dashed lines indicate the window's path as it swings inward from the right side.</p>
<p>Toveisving vinduet Bunn- og sidehengslet i Innadslående. Venstrehengslet</p>	<p>Tilt and turn 1h or 3h Inward opening Left hand hung</p>	 <p>The diagram shows a square window with a blue gradient. Dashed lines indicate the window's path as it swings inward from the left side.</p>
<p>Sidehengslet Utadslående Høyrehengslet</p>	<p>Sidehung sash Outward opening Right hand hung</p>	 <p>The diagram shows a vertical rectangular window with a blue gradient. A dashed line indicates the window's path as it swings outward from the right side.</p>

<p>Sidehengslet Utadslående Venstrehengslet</p>	<p>Sidehung sash Outward opening Left hand hung</p>	
<p>Toppengslet Utadslående</p>	<p>Tophung sash Outward opening top hung</p>	
<p>Toppsving Utadslående Horisontalt vendbart</p>	<p>Fully reversible Sliding top swing, Top swing casement Outward opening Top swing</p>	
<p>Bunnhengslet vindu Innadslående</p>	<p>Bottom hung Inward opening Bottom hung</p>	

<p>Sidehengslet. Innadslående. Høyrehengslet.</p>	<p>Side hung Inward opening Right hand hung</p>	
<p>Sidehengslet. Innadslående. Venstrehengslet.</p>	<p>Side hung Inward opening Left hand hung</p>	
<p>4 fløy Skyvedør Høyrehengslet (høyre dør skyves til høyre først sett fra utsiden)</p>	<p>Double sliding door Outward sliding Right hand (Right door slides towards right from outside)</p>	
<p>4 fløy Skyvedør Venstrehengslet (venstre dør skyves til venstre først sett fra utsiden)</p>	<p>Double sliding door Outward sliding Left hand (Left door slides towards left from outside)</p>	

<p>Skyvedør Venstrehengslet (venstre dør skyves)</p>	<p>Sliding door Outward sliding Left hand (Left hand door slides)</p>	
<p>Skyvedør Høyrehengslet (høyre dør skyves)</p>	<p>Sliding door Outward sliding Right hand (Right hand door slides)</p>	
<p>Villa sidesving Utadslående Høyrehengslet</p>	<p>Villa side swing reversible Outward opening Right hand hung</p>	
<p>Villa Sidesving Utadslående Venstrehengslet</p>	<p>Villa side swing reversible Outward opening Left hand hung</p>	